



Natural Woven Shade
TRADITIONAL STYLE



TRADITIONAL STYLE

This timeless roman shade style features fabric that falls off the back of the headrail, allowing for accessible operation. Front valance creates an architectural statement while helping to conceal componentry.

DETAILS

Headrail: Fabric wrapped wood headrail. Headrail depth based on method of operation

Valance: 6"L front valance made from the shade fabric. Some motors require 8"L

Valance lined with color coordinated translucent liner for weaves with privacy level 1 or 2


Outside mount – Woven-to-Size – woven to headrail width
Tailored-to-Size – ½" wider than shade body to accommodate side returns

Side Returns: Outside mount – Side returns made from the shade fabric, length dependent on method of operation

Deductions: Inside mount – ¾"W overall deduction taken for operating clearance (WTS shades may vary ⅙"-⅝"W)


Outside mount – No deduction taken (WTS shades may vary up to ½"W overall)

Lift Cords: Color coordinated lift cords draw through hand-stitched rings and child-safety shroud




DESIGN CONSIDERATIONS

- Stacking varies when in full up position, see roman shade stacking dimensions
- For tall windows we recommend specifying a longer valance to conceal componentry and to maintain proper scale and proportion
- When specifying butting shades or mounting shades between fixed objects contact H&F for support



REAR GROMMET DETAILS

Small operating grommets can be viewed from the exterior near top of shade. Select color to coordinate with the exterior of home.



Back View

Outside Mount

To finish specifying your Natural Woven Shades, and complete your worksheet, follow this step-by-step process in the [Style Guide](#):

1 SELECT SHADE STYLE

You're on your way

2 SELECT UPGRADED VALANCES & SIDE RETURNS

Options available to conceal componentry

3 SELECT METHOD OF OPERATION

Cordlock | Clutch | Newton | Automation

4 SELECT PRIVACY & SUN CONTROL

Privacy Liner | Dual Shade | Extra Density Weaving

5 SELECT UPGRADES

Shade embellishments | Customization | Challenging Installations

For assistance with specifying or ordering please contact your local representative showroom or H&F.