

ff

Natural Woven
PANELSCREENS



DRAPERY PANELSCREENS

A Panelscreen is a modern shading system that features panels of material that glide across a panel track. It is ideal for large banks of windows or where an operable vertical treatment is desired.

TRACK DETAILS

- European designed white or anodized aluminum track
- One-way, split-draw or center stack available for traverse styles. Center stack not available for Cord Traverse style
- Cord Traverse operates with a white traverse cord that is approximately 1' shorter than length of panel
- Hand Traverse operated by clear acrylic baton. Metal and wood batons available

PANELSCREEN DETAILS

- 3" panel overlap
- Flat sewn bottom hem

DESIGN CONSIDERATION

- To conceal trade hardware, we recommend a structured valance or cornice



Free Hand

Each panel moves independently allowing for artistic styling or for panels to move freely to leave portions of the window unblocked



Cord Traverse

Panels glide across window controlled by a cord loop at one end of the track. It is an ideal choice for Panelscreens that need to be operated daily



Hand Traverse

Panels are guided across the track by a baton that is attached to the leading panel. Ideal option for shorter Panelscreens where the baton is within reach

PANELSCREEN TRACKS



Anodized Aluminum



White

ACRYLIC



Clear

BATONS – WOOD



White



Natural



Fruitwood



Walnut



Mahogany

BATONS – METAL



Brushed Nickel



Steel



Brushed Brass



Antique Bronze



Black

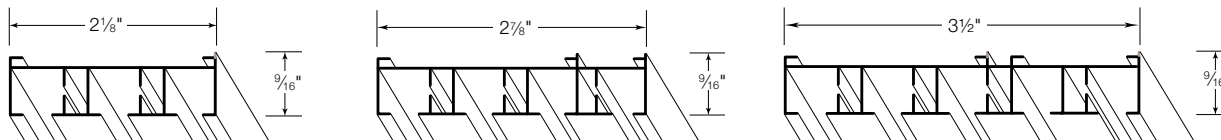
Size Limitations

Max. width: if over 240"
Please contact Customer Relations
Max. length: 160"

TRACK DIMENSIONS & STACKING ARRANGEMENTS

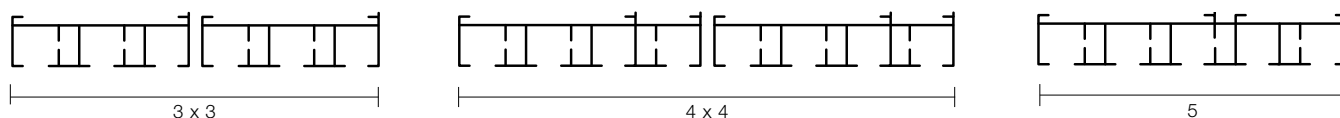
TRACK DIMENSIONS

Bracket adds 3/4" to 7/8" to depth.



FREQUENT COMBINATION OF PROFILES

1/8" distance required between profiles. Ceiling mount recommended for combined profiles.



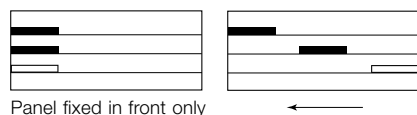
PANEL INFORMATION

WIDTH		60"	72"	84"	96"	108"	120"	132"	144"	156"	168"	180"	192"	204"	216"	228"	240"
Split-Stack	#/Panels	4	4	4	4	4	4	4	4	4	4	4	8	10	10	10	10
	Panel Widths	16 1/2"	19 1/2"	22 1/2"	25 1/2"	19 1/2"	21 1/2"	23 1/2"	25 1/2"	21"	22 1/2"	24"	25 1/2"	22"	23 3/8"	23 3/8"	25 1/2"
Side Stack Center	#/Panels	3	3	4	4	5	5	6	6	7	7	8	8	9	9	10	10
	Panel Widths	16 1/2"	25 1/2"	22 1/2"	25 1/2"	24 1/8"	25 1/2"	23 1/2"	25 1/2"	24 7/8"	25 1/2"	24"	25 1/2"	24 1/4"	25 1/2"	24 3/8"	25 1/2"

Note: The estimated panels are for quotation simplicity. Actual panel size and quantity may vary based on fabric and width. 3" overlap between panels.

Side Stack

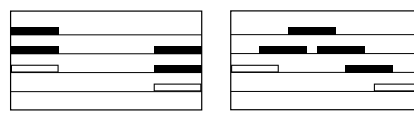
Left or Right



Panel fixed in front only

Split Stack

Even number of panels only



Panel fixed in front only

Center Stack

Odd number of panels only



Fixed Panel Moving Panel

STANDARD DEDUCTIONS

To allow for track dimensions and stretching, the following deductions are taken.

	OUTSIDE MOUNT (OS) DEDUCTION	INSIDE MOUNT (IS) DEDUCTION
All Weaves (Excluding Colourweave)	1"L	2"L + 1/4"W
Colourweave	2 1/2"L	3 1/2"L + 1/4"W