



SONESSE® 40 AC

A line voltage motor supporting the narrowest shade width in its class.

- The power cord cannot be cut to lengths <18" (455mm) as the power cord functions as the antenna
- Comes standard with an 11ft motor cable that requires termination
- Wiring AC power may require an electrician and a permit, check local regulations
- Available with Fast Connector as an upgrade



MOTOR SPECIFICATIONS

Voltage*	120V AC
Sound Level*	≤42 dBA
RF Control Range (will vary)	60ft



*According to standards ISO 374 NF 31022 in dBA

SHADE SPECIFICATIONS

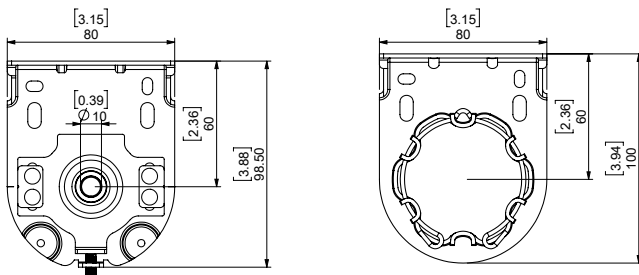
MIN Roman Shade Width	24.625"
MIN Roller Shade Width	24.125"
MIN Roman Shade Headrail Depth	3.5"
MAX Roller Shade Diameter	4.75"
Approximate Lift Capacity*	34lbs

*For reference only. Specific load capacity for all shades to be determined by Hartmann&Forbes

MOTOR AND BRACKETING DIMENSIONS



Standard Brackets



Extended Brackets

