


newton™

SMART SHADE SYSTEM



HARTMANN & FORBES
AUTOMATION

LUXURY *in* MOTION

POWERED BY AN ELECTRIC MOTOR WITH AN INTERNAL RECHARGEABLE BATTERY, THE NEWTON™ SMART SHADE SYSTEM IS A SOPHISTICATED SHADE CONTROL OPTION FOR UPGRADING A MANUAL CORD-LOCK OR CLUTCH CONTROL AT AN AFFORDABLE PRICE POINT.

THIS STAND-ALONE MOTOR SOLUTION IS IDEAL FOR RETROFIT SITUATIONS, SIMPLE APPLICATIONS OR WHEN POWER CANNOT OTHERWISE BE PROVIDED AT THE WINDOW.



COLLECTIONS

Offering the largest collection of natural handwoven shade options, varying from grassweave, papyrusweave and fine linen fabrics to durable performance fabrics.

FEATURES

SAFETY BY DESIGN

safer for homes with children and pets

LOW MAINTENANCE

rechargeable battery with USB cable,
battery life 500 cycles/approx one year

STYLISH

modern metal pull chain and tassel
offered in four colorways

PREPROGRAMMED

shades are programmed prior to shipping


WARRANTY

H&F 5 year motor warranty



CONTROL

With a gentle tug of the tassel or a touch of the remote control (included), shades are set into motion, providing the ultimate in convenience and safety.



STYLES

The Newton Smart Shade System is an available upgrade for Natural Woven Shades, Fabric Shades and Performance Rollershades.

SPECIFICATIONS

DETAILS

- Motor is installed inside a heavy duty 1½" aluminum tube
- Control at the shade with 12"L pull control (custom lengths available)
- Single or multi-channel remote included based on number of shades per room (1 channel, 5 channel, 15 channel)
- Battery life is approx. 500 cycles/one year (daily raise and lower). Signal will indicate charge required. Recharging cord included
- Ultra metal brackets and covers color coordinated to shade fabric unless otherwise specified
- Metal ball chain control and metal tassel color coordinated to shade fabric unless otherwise specified
- Five year motor warranty


AVAILABLE STYLES

- Roman Shades (Natural Woven Shades, Fabric Shades)
- Roller Shades (Natural Woven Shades, Performance Rollershades)


DESIGN CONSIDERATIONS

- Ultra Metal Hembar available to match metal brackets (Performance Rollershades)
- Some fabrics not available due to weight limitations
- Window casing depth requirements:
 - Roman Styles: 2½"D Headrail
 - Roller & Rollerfold Styles: Roller diameter 2½"-4"D

Ultra Bracket & Tassel Color Options



Metal Ball Chain Color Options



Hand Remote One, Five and Fifteen Channel



Find more information, including options, upgrades and pricing online at hartmannforbes.com/newton

