

# HARTMANN & FORBES

TAILORED-TO-SIZE COLOURWEAVE





TAILORED-TO-SIZE

# COLOURWEAVE®

---

AN ART-INFUSED PORTFOLIO OF WEAVES

A palette of designs woven of the inside peel of sustainably-grown bamboo. Choose from a curated palette of natural tones or custom colors to seamlessly integrate into your design vision.



### AMY MEIER

Renowned for seamlessly blending tradition and innovation, Meier's collection spans influences from Japanese minimalism to the warmth and effortless simplicity of a Scandinavian summer. Embracing nature, structure, and ease, each design is artfully expressed through Hartmann&Forbes' handwoven textiles.



## MAJA

A modern take on woven wood, Maja is handcrafted of natural bamboo, marked by a rigorous, alternating striped motif and a soft pearl palette that shimmers in the light.



## ALMA

The sun-drenched look of a summer beach is reimagined in natural bamboo. Marked by its matchstick-style weft, this woven design combines cream and camel colors in a warm, nuanced weave that conjures a multitude of tiny grains of sand.



CWAM130-27 Sand



CWAM131-06 Pearl

## GILAS

Rough-hewn bamboo splits in their natural state are artfully hand cross-threaded with a Mughal motif in creamy threads, creating a well-traveled aesthetic.


This boldly textural design not only celebrates but elevates the imperfect beauty of natural materials.



CW90 Bambosa Cream



edge binding  
LINEN  
HEMP




906 Naturale 927 Corda 912 Lino 936 Ostrica



# JUNSEI

Inspired by traditional Japanese screens, this refined weave is handwoven with thinly sliced bamboo, allowing the sunlight to gently filter in.



CWMS83 Shiro



CWMS81 Hinoki



CWMS80 Matsu



CWMS82 Tochi

## edge binding BAMBOO



801 Rice



890 Ivory



830 Beechey



820 Ceylon



866 Stone




877 Tea



816 Java

## MICHAEL S. SMITH

Recognized as one of the design industry's most respected talents, Michael S. Smith presents a fresh, globally-inspired collection that combines his signature blend of historically referenced patterns in bold, simple colors with the textural detailing from Hartmann&Forbes.





# MODERN

A handcrafted double warp updates this traditional weave to a clean contemporary aesthetic. Woven with sustainably sourced bamboo, this design makes a crisp architectural statement.



CW00d Natural

PG1



CW70d Frost

PG2



CW09d Sand Dollar

PG2



CW29d Quartz

PG2



CW73d Zion

PG2



CW74d Sierra

PG2



CW75d Citron

PG2

Price Group (PG): 1, 2 | Max Width: 120"  
Available Styles: Roman, Top Treatment

Shown: CW74d Modern - Sierra, Old Style Roman with Custom EW149-09 Mirage - Glow Edge Binding

# CLASSIC

An interior design classic, bamboo shades gently filter sunlight with low-key natural beauty. This design features slender-grained bamboo reeds in painted tones.



CW00 Natural PG1

## PAINTS



CW70 Frost PG2



CW29 Quartz PG2



CW09 Sand Dollar PG2



CW73 Zion PG2



CW74 Sierra PG2



CW75 Citron PG2

## STAINS



CW45 Bolivian Maple




CW46 Peruvian Walnut



CW47 Brazilian Teak



CW48 Chilean Cherry



Price Group (PG): 1, 2 | Max Width: 96"  
Available Styles: Roman, Top Treatment



CW49 Minkwood



CW51 Bark

Price Group: 2 | Max Width: 120"  
Available Styles: Roman, Top Treatment

# WOODLAND

An exquisite layer, Woodland pairs beautifully or can anchor a window setting to create an instant refuge of relaxation. Colorways stained in warm hues of rustic timbers and woody bark.

# CUSTOM COLOURS

Custom painted to order in modern and traditional matchstick patterns to match a room's colors, furnishings or cabinetry.



Shown: Modern Colourweave in custom color match