




SONESSE® WIRED — LOW VOLTAGE powered by SOMFY
Sonesse Ultra 50 DC

A premium low-voltage motor that has near-silent audible levels and the load-carrying capacity to handle any shade.

- RF antenna wire must be exposed, not come into contact with metal, and may need to be repositioned for optimal range
- 9.8" power cable with Weidmüller Connector included



Weidmüller
2-position
connector

MAX POWER CABLE LENGTH

GAUGE	LENGTH
14 AWG	240ft / 75m
16 AWG	150ft / 45m
18 AWG	100ft / 30m



MOTOR SPECIFICATIONS

Voltage	24V DC
Nominal Load Current*	1.5A
Sound Level**	≤38 dB
RF Control Range (will vary)	60ft
Approximate Lift Capacity***	34lbs

SHADE SPECIFICATIONS

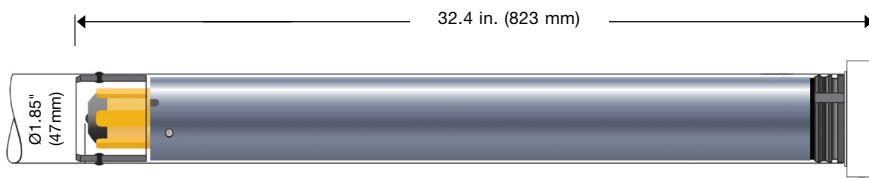
Min. Roman Shade Width	35.125"
Min. Roller Shade Width	34.625"
Min. Roman Shade Headrail Depth	3.5"
Max. Roller Shade Diameter	4.75"

*Regulated Power supply required


**According to standards ISO 374 NF 31022 in dB

***For reference only. Specific load capacity for all shades to be determined by H&F

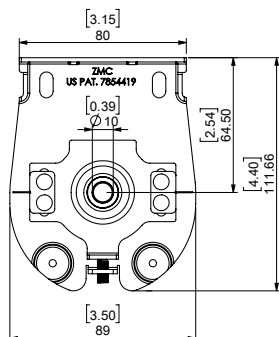
MOTOR AND BRACKETING DIMENSIONS



Square Head



3 buttons for
limit setting
and operation



Idler Side

Motor Side

